







Supply List for 'Beginners' Acrylic Painting Tips'

(May 2020 prices/ availability)



Video series by Sandra Nass Misiak for the Niagara Pumphouse Arts Centre during COVID

Currently available at **Michaels**



1.	Paper – cheap If you don't have any...suggested: Artists Loft sketching pad 50lb	(7.99)	
2.	Vine charcoal (OR a soft 8B pencil)	4.99	
3.	Gesso – small tube	8.99	
4.	Brushes – a few flat & round "Artists Loft" synthetic brush kit for acrylics (includes both flat & round brushes with different sizes)	14.99	
5.	Small square canvas – 8" x 8" or 10" x 10" (suggested: a pack so you can practice on other pieces when you are finished the videos)	16.99	
6	If you are brand new & want to just try this out before spending too much... please get the best basic Acrylic paint set available at Michaels – Winsor Newton Galeria heavy body Acrylic paint set to get you started (10 colours x 20 ml) <i>* Please do not use the cheapest paints* It is very important to start with something fairly good quality – it matters a great deal (You may also want to purchase an extra tube of Titanium White as it's used a lot!)</i>	34.99	

For those who prefer artists quality Golden heavy body acrylic paints OR Winsor & Newton professional acrylic paint (available at Curry's or DeSerres) We will be working with paints similar to the above set for consistency:

- 2 reds (Alizarin Crimson & Cadmium Red Medium)
- 2 blues (Ultramarine blue/ Cerulean blue)
- 3 yellows (Yellow Ochre/ Cadmium Yellow Medium/ Lemon yellow)
- Titanium White
- Raw Umber or Burnt Umber (if you are purchasing new ... I prefer burnt umber for apples)

Approximate TOTAL for all beginners' supplies (before tax): **\$80.95**

“Nice to have” but this table is for optional extras:

1.	<p>Magic Palette Color Matching Guide</p> <p>Loved this when I started!... but purchase only if you use Golden heavy body acrylics or Winsor Newton professional acrylic paints & want to do more painting as it is not absolutely necessary</p>	<p>Curry’s: 14.99</p> <p>Amazon: from 41.99</p> <p>BLICK: 13.43 (US) + international shipping costs</p>	
2.	<p>Golden Retarder</p> <p>Helps keep acrylics wet for longer painting time</p>	<p>Michaels: 14.49</p>	
3.	<p>Stay Wet Palette</p> <p>If you like acrylic painting you may want to invest in one of these eventually</p>	<p>Michaels: 21.99</p> <p>(we will be going over how you can make something similar in the videos at low cost)</p>	
4.	<p>Small Palette Knife</p>	<p>Michaels – various prices</p>	

Other supplies you will need that you can find around your home:

- “spritzing” spray bottle for water
- Colour wheel (you can also print one in colour from an online photo)
- Water container for brushes
- Paper towel
- Plastic table cover/ apron/ an area to work in fear-free of any damage
- Old clothes you don’t mind ruining (be warned ... acrylics do not wash out!)

Every artist was first an amateur.” Ralph Waldo Emerson